



SOME SEE THINGS AS  
THEY ARE AND SAY WHY,  
WE DREAM OF THE THINGS THE WAY  
THEY NEVER WERE, AND SAY

# WHY NOT

AND THIS IS WHAT MAKES US WHO WE ARE



**REVALSYS**  
CREATING POSSIBILITIES

CREATING POSSIBILITIES



RevalRFQ Vendor Portal

# Request for Quotation

## AI-Enabled Smart Quotation Management





Simplify Your **Procurement Management Process** with **automation**,  
**centralized System** – **simple, fast**, and **all in one place**.



Once your account is created, log in at <https://rfqretailcliq.revalerp.com> using your **registered email address**. You will receive an OTP for verification. After signing in, you'll be directed to the list page, where you can view all RFQs raised by the buyer.

# Unlock Growth Through Easy RFQ Management

Access your account to view and respond to quotation requests.

-  Get instant access to the latest RFQs.
-  Submit your quotations directly online.
-  Track the status of your submissions in real time.
-  Build long-term business partnerships.

Enter your registered email address or mobile to login.

## Login

Login

All information is securely encrypted to protect your account

Once your account is created, log in at <https://rfqretailcliq.revalerp.com> using your **registered email address**. You will receive an OTP for verification. After signing in, you'll be directed to the list page, where you can view all RFQs raised by the buyer.

# Unlock Growth Through Easy RFQ Management

Access your account to view and respond to quotation requests.

- Get instant access to the latest RFQs.
- Submit your quotations directly online.
- Track the status of your submissions in real time.
- Build long-term business partnerships.

Copilot

## OTP Verification

Enter the code from the email we sent to [poojitha.t@revalsys.com](mailto:poojitha.t@revalsys.com)

Resend OTP in: 27 seconds

Submit

Enter OTP Received on the register email to login

# RevalRFQ – List Page

After logging in, you'll be directed to the RevalRFQ list page, where all RFQs raised by the buyer are displayed. From this page, you can view and submit quotes for each buyer's RFQ.

The screenshot shows the RevalRFQ List Page interface. The page title is "RFQ Search List". It features a search bar with "Search Word" and "Search by RFQ no." fields, and filters for "From Date", "To Date", and "Buyer Name". The main content area displays a list of RFQs with columns for RFQ ID, Date, Buyer Name, Deadline Date, and Created/Updated By. The page also includes a side menu, a user profile icon, and pagination controls.

**Callouts:**

- The side menu bar allows you to effortlessly navigate through all the RPQ modules.
- Here is option to view the account details of the person who logged in the system.
- Use filters to quickly search and find RFQ.
- List of all RFQs raised by buyers, along with their current status.
- This option allows you to log out effortlessly.

RFQ ID	Date	Buyer Name	Deadline Date	Created / Updated By
RFQ-2025-Nov-24	04 Nov 2025	Revalsys Buyer	06 Nov 2025	Poojitha S 04 Nov 2025 17:08
RFQ-2025-Nov-23	04 Nov 2025	Revalsys Buyer	04 Nov 2025	Poojitha S 04 Nov 2025 17:04
RFQ-2025-Oct-22	30 Oct 2025	Revalsys Buyer	01 Nov 2025	Poojitha S 30 Oct 2025 13:05

Items per page: 10    1 - 3 of 3    << < > >>

# RevalRFQ – Details Page

After selecting an RFQ, you'll reach the details page showing buyer info and delivery location. Here, the vendor can create RFQ, regret RFQ, or view previous quotes.

The screenshot shows the 'RFQ Details' page in an ERP system. The page includes a navigation menu with 'RFQ Details', 'RFQ Items', and 'Terms and Conditions'. A central card displays RFQ details such as RFQ Number, Buyer Name, and Delivery Location. At the bottom, there are buttons for 'Create Quote for this RFQ' and 'Regret RFQ', and a 'My Quotes List' table.

**Callout 1:** By clicking **RFQ**, you can view the RFQ items list

**Callout 2:** By clicking **Terms and Conditions**, you can view the buyer's terms and conditions.

**Callout 3:** By clicking this button, the vendor can create a quote for each RFQ item.

**Callout 4:** By clicking this button, the vendor can regret the entire RFQ at once.

**Callout 5:** On Click view, you can view your previous quote details.

<b>RFQ Number</b> RFQ_2025_Aug_9	<b>Document Type</b> Spot	<b>Buyer Name</b> Nalini Tatikonda	<b>Buyer Mobile Number</b> 6789043214
<b>Buyer Email</b> nalini.t@revalsys.com	<b>RFQ Deadline</b> 14/08/2025	<b>GST Type</b> -	<b>MSME Vendor</b> -
<b>Currency</b> Rupees	<b>GST Registered</b> False	<b>Country</b> India	
<b>Delivery Location</b> sbi colony	<b>State</b> Telangana		

My Quotes List						
Search by quotation No.		Search By date				
Quotation No.	7000014227	RFQ Status	Submitted to Brand		✓	👁️
Date Created	01 Jul 2025	Status Date	04/08/2025	Supplier Ref. No.	RVL17JUL20251	Filled View

# RevalRFQ – RFQ Items

After clicking the **RFQ Items** tab on the details page, you'll be directed to the RFQ items page, where the vendor can check the RFQ Items.

**ERP** **PS**

← **RFQ Details**

RFQ Details **RFQ Items** Terms and Conditions

By clicking **Terms and Conditions**, you can view the buyer's terms and conditions.

<b>RFQ Number</b> RFQ_2025_Aug_9	<b>RFQ Deadline</b> 14/08/2025	<b>Buyer Name</b> Nalini Tatikonda	<b>Buyer Mobile Number</b> 6789043214
<b>Buyer Email</b> nalini.t@revalsys.com	<b>Delivery Location</b> sbi colony	<b>State</b> Telangana	<b>Country</b> India

### RFQ Items

<b>BASMATI</b>		<b>Wheat Flour</b>		<b>Toor Dal</b>		<b>Red Chilli Powder</b>	
Root Category	<b>Food Ingredients</b>	Root Category	<b>Food Ingredients</b>	Root Category	<b>Food Ingredients</b>	Root Category	<b>Food Ingredients</b>
Parent Category	<b>Grains</b>	Parent Category	<b>Grains</b>	Parent Category	<b>Pulses</b>	Parent Category	<b>Spices</b>
Child Category	<b>Rice</b>	Child Category	<b>Wheat Flour</b>	Child Category	<b>Toor Dal</b>	Child Category	<b>Red Chilli Powder</b>
Material Code	<b>120302</b>	Material Code	<b>1203421</b>	Material Code	<b>123459</b>	Material Code	<b>653487</b>
Quantity	<b>500</b>	Quantity	<b>300</b>	Quantity	<b>345</b>	Quantity	<b>80</b>
UOM	<b>KGs</b>	UOM	<b>KGs</b>	UOM	<b>KGs</b>	UOM	<b>KGs</b>

# RevalRFQ – RFQ Items – Terms & Conditions

By clicking the **Terms & Conditions** tab on the **RFQ Items** page, you can view the buyer's terms and conditions. Clicking the **RFQ Items** tab again will take you back to quote for the RFQ items.

The screenshot displays the 'RFQ Details' page in the RevalRFQ system. The page features a navigation bar with three tabs: 'RFQ Details', 'RFQ Items', and 'Terms and Conditions'. The 'Terms and Conditions' tab is currently selected and highlighted in orange. Below the navigation bar, the page content is organized into sections: 'Payment Terms' (Within 15 days from the date of allotment), 'Delivery Inco Terms' (delivery in Progress), 'Delivery Inco Terms2' (FOB (Free on Board) – Mumbai Port), and 'Terms Of Delivery' (FOB (Free on Board) – Mumbai Port). Two callout boxes with purple borders and orange arrows provide instructions: one points to the 'RFQ Details' tab, stating 'By clicking RFQ Details, you can go back to the details back and create the quote for this RFQ', and the other points to the 'RFQ Items' tab, stating 'By clicking RFQ, you can view the RFQ items list'. The interface also includes a sidebar with 'ERP' and 'Main' labels, a home icon, a user profile icon with the letter 'P', and a help icon at the bottom left.

By clicking **RFQ Details**, you can go back to the details back and create the quote for this RFQ

By clicking **RFQ**, you can view the RFQ items list

# RevalRFQ – Quotation Page

After clicking the **Create Quote for RFQ** button on the RFQ Details page, you'll be taken to the Quotation page, where you can Create Quote for every item

The screenshot displays the 'RFQ Details' page in an ERP system. The page is divided into several sections: a top navigation bar with 'ERP' and a home icon; a left sidebar with 'MAIN' and a document icon; a header area with a back arrow and 'RFQ Details'; a 'Quotation' section with a 'Supplier Terms and Conditions' button; a main details box containing RFQ metadata; a 'Quotation Details' section; and a 'Quote Items' section with a legend for 'Completed' (green checkmark) and 'Regretted' (red X). The 'Quote Items' section lists four items: BASMATI, Wheat Flour, Toor Dal, and Red Chilli Powder, each with its own set of 'Create Quote' and 'Regret RFQ' buttons. A 'Submit Quote' button is located at the bottom right.

RFQ Number	RFQ Deadline	Buyer Name	Buyer Mobile Number
RFQ_2025_Aug_9	14/08/2025	Nalini Tatikonda	6789043214

Buyer Email	Delivery Location	State	Country
nalini.t@revalsys.com	sbi colony	Telangana	India

Total Quotations: 0

Buyer Name	RFQ Deadline
Nalini Tatikonda	14/08/2025

Item Name	Root Category	Parent Category	Child Category	Material Code	Quantity	UOM
BASMATI	Food Ingredients	Grains	Rice	120302	500	KGs
Wheat Flour	Food Ingredients	Grains	Wheat Flour	1203421	300	KGs
Toor Dal	Food Ingredients	Pulses	Toor Dal	123459	345	KGs
Red Chilli Powder	Food Ingredients	Spices	Red Chilli Powder	653487	80	KGs

Click **Create Quote** to generate a quote for this RFQ item.

By clicking **Regret Quote**, you can regret the quote for the RFQ item.

# RevalRFQ – Quotation Page– Create Quote

After clicking the **Create Quote** button on the Quotation page, you'll be taken to the Item Details page, where you can review the item details and click Next to proceed with quoting.

The screenshot displays the 'Create Quote' page in the RevalRFQ system. The interface includes a sidebar with 'ERP' and 'Main' menus, and a top navigation bar with a home icon and a user profile icon labeled 'P'. The main content area is titled 'Quotes' and shows the following details:

- RFQ Number - RFQ-2025-Nov-24
- RFQ Date - 04/11/2025
- Quotation No -

Below these details are two buttons: 'Items Details' (highlighted in orange) and 'Quote'. The 'Items Details' section contains the following information:

Root Category	Parent Category	Child Category	Material Code
Paper & Boards	Printing Paper	Copier / Office Paper	A4GSM234RD
Quantity	UOM	HSN	Over Delivery Tolerance %
10000	Pieces	A4GSM234	24
Under Delivery Tolerance %	Item Delivery Date	Description	Remarks / Additional Text
30	2025-11-26T00:00:00	A4GSM234RD	good quality and time delivery

A 'Next' button is located at the bottom right of the item details section. A red double-headed arrow points from this button to a callout box that reads: "By clicking **Next**, you'll navigate to the Quote page to submit your quote for the item."

# RevalRFQ – Quotation Page– Create Quote

After clicking the **Next** button on the RFQ Item detail page, you'll be taken to the Quote page, where you can Quote for the item and click next to submit the quote.

The screenshot displays the 'Quotes' page in an ERP system. At the top, there is a navigation bar with a home icon, a user profile icon labeled 'M', and a back arrow. Below the navigation bar, the page title is 'Quotes'. A yellow header bar contains the following information: 'RFQ Number - RFQ-2025-Nov-577', 'RFQ Date - 28 Nov 2025', and 'Quotation No -'. Below the header, there are two tabs: 'Items Details' and 'Quote'. The main content area is divided into several sections:

- Material Description:** Contains the text 'logitech mouse for pcs and laptops' and 'Quantity Required: 1 ABCD'.
- Delivery Details:** Includes a 'Delivery Date\*' field with a calendar icon and a 'Test Certificate' section with a 'Choose File' button and 'No file chosen' text.
- Pricing:** A section with multiple input fields: 'Quoted Price (₹)\*', 'Discount % and Amount (₹)' (with sub-fields for 'Enter %' and 'Discount Amount'), 'Delivery Charges (₹)', 'Freight Charges (₹)\*', 'Packaging Charges (₹)', 'Net Price' (with 'Enter Net Price' text), and 'Tax Price' (with 'Tax Price' text).
- Other Comments:** A text area with the placeholder 'Enter Other Comments' and a note '(Max characters allowed 10000.)'.

At the bottom right of the form, there is a yellow 'Save' button.

In the **Pricing** section, the vendor will provide a quote for the total quantity of the item.

In the **Other Comments** section, the vendor can add any additional remarks or notes.

In the Delivery Details section, the vendor can upload the test certificate in formats such as doc, docx, pdf, jpg, png, and more.

In the **Delivery Details** section, the vendor must select the delivery date by which the item can be delivered.

By clicking **Save**, the quote for the item will be saved.

# RevalRFQ – Quotation Page– Regret Quote

After clicking the **Regret** button on the Quotation page, you'll see a pop-up where you can enter your comments for regretting the quote for the item and then click the Regret button on the pop-up to confirm the action.

The screenshot shows the 'RFQ Details' page with a modal window titled 'RFQ Item' open. The modal contains a table with the following data:

Item	Material Code	Quantity
Dell XPS 13	DELLXPS13512GB	100000

Below the table is a text input field for 'Regret Comments \*' with the placeholder text 'Enter Regret Comments'. At the bottom of the modal are two buttons: 'Cancel' and 'Regret'.

Annotations in the image provide the following instructions:

- In the **Regret Comments** section, the vendor can specify the reason for rejecting the quote for that particular quote item.
- By clicking **Cancel**, the vendor can return to the quote page.
- By clicking the **Regret** button, the quote for the item will be rejected.

The background page shows RFQ details for 'RFQ-2025-Nov-24' and a list of items including 'A4 Sheets' and 'Dell XPS 13'. The 'Dell XPS 13' item is highlighted in the modal.

# RevalRFQ – RFQ Items

After you Quote for all the items in the list, you'll be able to see which items you've submitted quotes for and which ones you've regretted. If needed, you can also edit the quote.

The screenshot displays the 'RFQ Details' page in the RevalRFQ system. At the top, there is a navigation bar with a home icon, a notification bell, and a user profile 'PS'. Below this, the page title is 'RFQ Details' with a back arrow. There are two tabs: 'Quotation' (active) and 'Supplier Terms and Conditions'. The main content area is divided into sections: 'RFQ Details' (a table with fields like RFQ Number, RFQ Deadline, Buyer Name, Buyer Mobile Number, Buyer Email, Delivery Location, State, Country, and Total Quotations), 'Quotation Details' (a table with Buyer Name and RFQ Deadline), and 'Quote Items' (a list of items with their details and status icons). The 'Quote Items' section includes a legend for 'Completed' (green checkmark) and 'Regretted' (red X). The items listed are BASMATI, Wheat Flour, Toor Dal, and Red Chilli Powder, each with its own set of details and status icons (Filled, Edit, View). A 'Submit Quote' button is located at the bottom right.

RFQ Number	RFQ Deadline	Buyer Name	Buyer Mobile Number
RFQ_2025_Aug_9	14/08/2025	Nalini Tatikonda	6789043214

Buyer Email	Delivery Location	State	Country
nalini.t@revalsys.com	sbi colony	Telangana	India

Total Quotations: 0

Buyer Name	RFQ Deadline
Nalini Tatikonda	14/08/2025

Quote Item	Status	Actions
<b>BASMATI</b> Root Category: Food Ingredients Parent Category: Grains Child Category: Rice Material Code: 120302 Quantity: 500 UOM: KGs	Regretted	Filled, Edit, View
<b>Wheat Flour</b> Root Category: Food Ingredients Parent Category: Grains Child Category: Wheat Flour Material Code: 1203421 Quantity: 300 UOM: KGs	Completed	Filled, Edit, View
<b>Toor Dal</b> Root Category: Food Ingredients Parent Category: Pulses Child Category: Toor Dal Material Code: 123459 Quantity: 345 UOM: KGs	Completed	Filled, Edit, View
<b>Red Chilli Powder</b> Root Category: Food Ingredients Parent Category: Spices Child Category: Red Chilli Powder Material Code: 653487 Quantity: 80 UOM: KGs	Completed	Filled, Edit, View

Submit Quote

Here, the vendor can see three icons — **RFQ item status**, **Edit**, and **View**. Before submitting the quote, if the vendor changes their decision, they can click **Edit** to create or reject the quote again.

By clicking **Submit Quote** on the RFQ Items page, you'll be directed to the **Supplier Terms & Conditions** page, where the supplier can specify their delivery and payment terms.

# RevalRFQ – Supplier Terms & Conditions

By clicking **Submit Quote** on the Quotation page, you'll be directed to the **Supplier Terms & Conditions** page, where the supplier can specify their delivery and payment terms.

The screenshot displays the 'Supplier Terms and Conditions' page within an ERP system. The page header includes the ERP logo, a home icon, and a user profile icon labeled 'P'. The main content area is titled 'Quotes' and shows a navigation breadcrumb for 'Quotation - QUO-2025-24-16' with a highlighted 'Supplier Terms and Conditions' button. The form contains the following sections:

- Delivery Term\***: A dropdown menu with the placeholder text 'Select Delivery Term'.
- Payment Term\***: A dropdown menu with the placeholder text 'Select Payment Term'.
- Insurance**: A text input field with the placeholder text 'Enter Here' and a note '(Max characters allowed 1000.)' below it.
- Special Instructions**: A text input field with the placeholder text 'Enter Here'.
- Submit**: A yellow button located at the bottom right of the form.

Two callout boxes provide additional instructions:

- A box at the bottom center states: "Here, the vendor will fill in their **Terms & Conditions** for payment and delivery using the predefined dropdown options and can add comments for **insurance** and any **special instructions**, if applicable."
- A box at the bottom right states: "Click on the Submit button, and a pop-up will appear where you can enter the Supplier Ref. No."

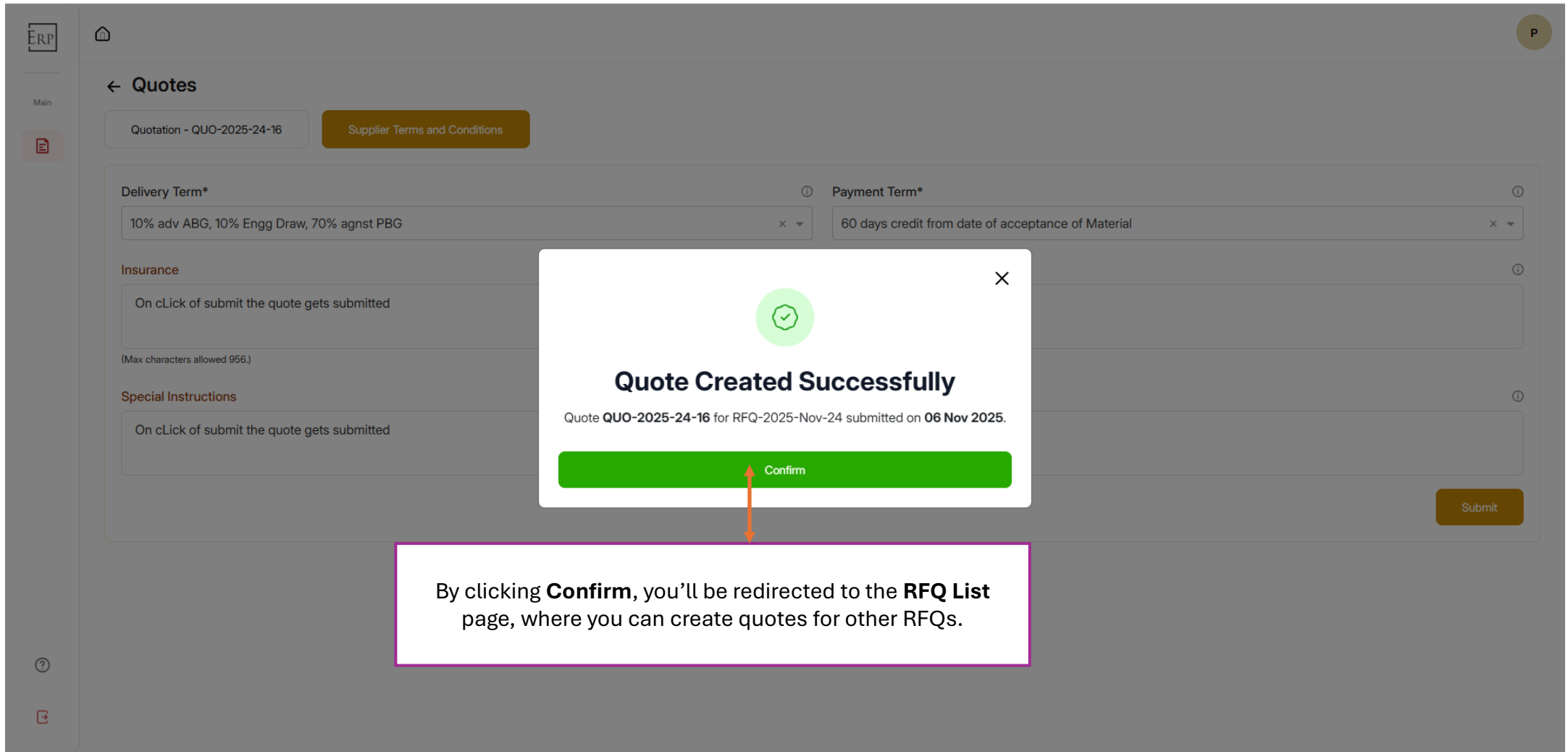
# RevalRFQ – POP UP

By clicking **Submit** on the Supplier Terms & Conditions page, a pop-up will appear where you can enter your Supplier Reference Number and proceed to submit the quote.

The screenshot displays the 'Quotes' section of the RevalRFQ system. The main page is titled 'Supplier Terms and Conditions' and includes fields for 'Delivery Term\*' (set to 'delivery in Progress'), 'Insurance' (with 'Enter Here' placeholder), and 'Special Instructions' (with 'Enter Here' placeholder). A 'Supplier Ref. No.' pop-up dialog is centered on the screen, featuring a text input field labeled 'Enter Supplier Ref. No.' and two buttons: 'Cancel' and 'Submit'. Two callout boxes with arrows point to the input field and the 'Submit' button, providing instructions: 'Enter Your Supplier Reference No for the Quote' and 'Click on Submit to submit the quote for the RFQ.' The background page is dimmed, and a 'Submit' button is visible at the bottom right of the main form.

# RevalRFQ – Quote Creation Success POP UP

By clicking **Submit Quote** on the **Supplier Terms & Conditions** page, your quote will be submitted successfully, and a popup will appear showing a **success message**, along with the **quotation number** and **submission date** for the RFQ.



The screenshot shows the 'Supplier Terms and Conditions' page for a quote with ID QUO-2025-24-16. The page includes fields for Delivery Term\* (10% adv ABG, 10% Engg Draw, 70% agnst PBG) and Payment Term\* (60 days credit from date of acceptance of Material). A success popup is centered on the screen, displaying a green checkmark icon and the text: 'Quote Created Successfully', 'Quote QUO-2025-24-16 for RFQ-2025-Nov-24 submitted on 06 Nov 2025.', and a green 'Confirm' button. An orange arrow points from the 'Confirm' button to a text box at the bottom of the image.

By clicking **Confirm**, you'll be redirected to the **RFQ List** page, where you can create quotes for other RFQs.

# RevalRFQ – Details Page- Regret Page

After selecting an RFQ, you'll reach the **Details** page, where the vendor can reject the entire RFQ by clicking **Regret RFQ**. A confirmation popup will then appear.

The screenshot shows the 'RFQ Details' page in an ERP system. The page has a sidebar with 'MAIN' and a home icon. The main content area is titled 'RFQ Details' and contains a navigation bar with three tabs: 'RFQ Details' (active), 'RFQ Items', and 'Terms and Conditions'. Below the navigation bar is a form displaying RFQ details. At the bottom right of the form are two buttons: 'Create Quote for this RFQ' (blue) and 'Regret RFQ' (red). Below the form is a section titled 'My Quotes List' with search filters and a table of quotes.

By clicking **RFQ**, you can view the RFQ items list

By clicking **Terms and Conditions**, you can view the buyer's terms and conditions.

On Click view, you can view your previous quote details.

By clicking this button, the vendor can regret the entire RFQ at once.

<b>RFQ Number</b> RFQ_2025_Aug_9	<b>Document Type</b> Spot	<b>Buyer Name</b> Nalini Tatikonda	<b>Buyer Mobile Number</b> 6789043214
<b>Buyer Email</b> nalini.t@revalsys.com	<b>RFQ Deadline</b> 14/08/2025	<b>GST Registered</b> False	<b>MSME Vendor</b> -
<b>Currency</b> Rupees	<b>GST Type</b> -	<b>Country</b> India	
<b>Delivery Location</b> sbi colony	<b>State</b> Telangana		

My Quotes List		Search by quotation No.	Search By date	Filter
Quotation No.	7000014227	RFQ Status	Submitted to Brand	✓
Date Created	01 Jul 2025	Status Date	04/08/2025	Filled
		Supplier Ref. No.	RVL17JUL20251	View

# RevalRFQ – Details Page- Regret Page

If you reject the RFQ, a popup will appear. After entering your regret comments, you'll be redirected to the **RFQ List** page.


The screenshot displays the 'RFQ Details' page with a 'Regret RFQ' modal dialog open. The dialog contains a text input field for 'Regret Comments \*' with a placeholder 'Enter Regret Comments' and a character limit of 1000. Below the input field are two buttons: 'Cancel' and 'Regret RFO'. Three callout boxes provide instructions:

- Top right callout:** In the **Regret Comments** section, the vendor can specify the reason for rejecting the quote for that particular RFQ .
- Bottom right callout:** By clicking the **Regret** button, the quote for the RFQ will be rejected.
- Bottom left callout:** By clicking **Cancel**, the vendor can return to the RFQ list page.

The background page shows the following details:

- RFQ Number:** RFQ-2025-Nov-23
- RFQ Deadline:** 04/11/2025
- Currency:** -
- Delivery Location:** Banjara Hills
- Buyer Name:** Re...
- Buyer Mobile Number:** ...
- MSME Vendor:** -

At the bottom of the page, there is a 'Quotation List' section with a search bar and a date selector.

An aerial photograph of a massive crowd of people at a festival. In the center, a large logo for 'REVALSYS' is visible, with the word 'CREATING' written vertically to its left. The crowd is dense and colorful, with many people wearing bright clothing. The background is a mix of green and blue, suggesting an outdoor setting with trees and possibly a stage or performance area.

IN INDIA ALONE MORE THAN

**100**

M I L L I O N

PEOPLE ARE DIRECTLY OR INDIRECTLY ACCESSING  
THE TECHNOLOGY DESIGNED BY REVALSYS

*Thank You*